

CATÁLOGO BULONERÍA

AUTOPERFORANTES HEXAGONALES

HEXAGONAL Tipo 1



Medidas	Inserto	Código	Caja	Estuche
6 x 1/2	1/4	10.HM612	15.000	500,00
6 x 3/4	1/4	10.HM619	10.000	500,00
6 x 1	1/4	10.HM625	10.000	500,00
8 x 1/2	1/4	10.HM812	10.000	500,00
8 x 3/4	1/4	10.HM819	6.000	500,00
8 x 1	1/4	10.HM825	6.000	500,00
10 x 1/2	5/16	10.HM1012	8.500	500,00
10 x 3/4	5/16	10.HM1019	6.500	500,00
10 x 1	5/16	10.HM1025	5.000	500,00
10 x 1 1/2	5/16	10.HM1038	3.500	250,00
10 x 2	5/16	10.HM1051	2.000	200,00
12 x 3/4	5/16	10.HM1219	4.000	400,00
12 x 1	5/16	10.HM1225	3.500	300,00
12 x 1 1/2	5/16	10.HM1238	2.500	250,00
12 x 2	5/16	10.HM1251	2.000	200,00
12 x 2 1/2	5/16	10.HM1263	1.500	150,00
12 x 3	5/16	10.HM1276	1.000	100,00
14 x 3/4	3/8	10.HM1419	3.500	350,00
14 x 1	3/8	10.HM1425	3.000	300,00
14 x 1 1/2	3/8	10.HM1438	2.000	200,00
14 x 2	3/8	10.HM1451	1.500	100,00
14 x 2 1/2	3/8	10.HM1463	1.000	100,00
14 x 3	3/8	10.HM1476	800	50,00
14 x 4	3/8	10.HM14101	500	50,00
14 x 5	3/8	10.HM14127	500	50,00

HEXAGONAL Tipo 2 Con Aro



Medidas	Inserto	Código	Caja	Estuche
10 x 3/4	1/4	10.HVG1019	4.000	500,00
12 x 3/4	5/16	10.HVG1219	3.500	500,00
12 x 7/8 Conico	5/16	10.HVG1222	3.000	300,00
12 x 1	5/16	10.HVG1225	3.000	300,00
12 x 1 1/2	5/16	10.HVG1238	2.000	200,00
12 x 2	5/16	10.HVG1251	1.500	100,00
14 x 3/4	3/8	10.HVG1419	2.500	250,00
14 x 7/8 Conico	3/8	10.HVG1422	2.000	200,00
14 x 1	3/8	10.HVG1425	1.500	150,00
14 x 1 1/2	3/8	10.HVG1438	1.200	100,00
14 x 2	3/8	10.HVG1451	1.000	100,00
14 x 2 1/2	3/8	10.HVG1463	900	100,00
14 x 3	3/8	10.HVG1476	700	50,00
14 x 4	3/8	10.HVG14101	500	50,00
14 x 5	3/8	10.HVG14125	350	50,00
14 x 6	3/8	10.HVG14152	150	30,00
14 x 7	3/8	10.HVG14178	150	30,00

HEXAGONAL Tipo 1 Con Arandela




Medidas	Inserto	Código	Caja	Estuche
14 x 3/4	3/8	10.HMA1419	3.000	300,00
14 x 7/8 Conico	3/8	10.HMA1422	2.500	250,00
14 x 1	3/8	10.HMA1425	2.000	200,00
14 x 1 1/2	3/8	10.HMA1438	1.800	180,00
14 x 2	3/8	10.HMA1451	1.200	100,00
14 x 2 1/2	3/8	10.HMA1463	1.000	100,00
14 x 3	3/8	10.HMA1476	800	50,00
14 x 4	3/8	10.HMA14100	500	50,00
14 x 5	3/8	10.HMA14127	500	50,00
14 x 6	3/8	10.HMA14152	500	50,00

HEXAGONAL Tipo 2 MAX Con Aro



Medidas	Inserto	Código Por 10 unidades	Caja	Estuche
14 x 1 1/2	3/8	10.HVG1438X	1.500	100,00
14 x 6	3/8	10.HVG14152X	150	50,00
14 x 7	3/8	10.HVG14178X	150	50,00

ARANDELAS



Medidas	Código	Caja	Estuche
Vulcanizada #14	10.ARC	12.000	1.000
Arosello EPDM #14	10.ARO	22.000	1.000

HEXAGONAL Tipo 2 Con Aro NEGRO



Medidas	Inserto	Código	Caja	Estuche
14 x 2	3/8	10.HVG1451N	1.200	100,00
14 x 2 1/2	3/8	10.HVG1463N	1.000	100,00

AUTOPERFORANTES HEXAGONALES

HEX Tipo 2 Punta 17 Con Aro



Medidas	Inserto	Código	Caja	Estuche
14 x 1	3/8	10.CMR1425	1.500	150,00
14 x 1 1/2	3/8	10.CMR1438	1.200	100,00
14 x 2	3/8	10.CMR1451	1.000	100,00
14 x 2 1/2	3/8	10.CMR1463	900	100,00
14 x 3	3/8	10.CMR1476	700	50,00
14 x 4	3/8	10.CMR14100	500	50,00

HEX Tipo 2 Punta 17 Con Aro NEGRO



Medidas	Inserto	Código	Caja	Estuche
14 x 1	3/8	10.CMR1425N	1.500	150,00
14 x 1 1/2	3/8	10.CMR1438N	1.200	100,00
14 x 2	3/8	10.CMR1451N	1.200	100,00
14 x 2 1/2	3/8	10.CMR1463N	1.000	100,00
14 x 3	3/8	10.CMR1476N	800	50,00
14 x 4	3/8	10.CMR14100N	500	50,00

HEX Tipo 2 MADERA AGUJA C/Aro



Medidas	Inserto	Código	Caja	Estuche
12 x 1 1/2	5/16	10.CMA1238	1.500	150,00
12 x 2	5/16	10.CMA1251	1.300	100,00
12 x 2 1/2	5/16	10.CMA1263	1.000	100,00
12 x 3	5/16	10.CMA1276	800	50,00

HEX Tipo 1 Punta 17 C/Arandela



Medidas	Inserto	Código	Caja	Estuche
14 x 1 1/2	3/8	10.CMRA1438	1.600	200,00
14 x 2	3/8	10.CMRA1451	1.200	100,00
14 x 2 1/2	3/8	10.CMRA1463	1.000	100,00
14 x 3	3/8	10.CMRA1476	800	50,00

HEX Tipo 2 MADERA C/Aro



Medidas	Inserto	Código	Caja	Estuche
14 x 1 1/2	3/8	10.CMM1438	1.200	100,00
14 x 2	3/8	10.CMM1451	1.000	100,00
14 x 2 1/2	3/8	10.CMM1463	900	100,00
14 x 3	3/8	10.CMM1476	700	50,00
14 x 4	3/8	10.CMM14101	500	50,00

BOCA MAGNETICA HEXAGONAL



Medidas	Código	Caja	Estuche
1/4	10.BM6	50	5,00
5/16	10.BM8	50	5,00
3/8	10.BM9	50	5,00
7/16	10.BM11	50	5,00




AUTOPERFORANTES PHILLIPS MADERA

FIX MADERA NEGRO



Medidas	Inserto	Código	Caja	Estuche
6 x 1/2	Ph 2	12.MN612	20.000	1.000,00
6 x 5/8	Ph 2	12.MN616	15.000	1.000,00
6 x 3/4	Ph 2	12.MN619	12.000	1.000,00
6 x 1	Ph 2	12.MN625	10.000	1.000,00
6 x 1 1/4	Ph 2	12.MN632	8.000	1.000,00
6 x 1 1/2	Ph 2	12.MN638	5.000	500,00
6 x 1 5/8	Ph 2	12.MN641	5.000	500,00
6 x 1 3/4	Ph 2	12.MN645	5.000	500,00
6 x 2	Ph 2	12.MN651	3.000	300,00
6 x 2 1/4	Ph 2	12.MN657	3.000	300,00
6 x 2 1/2	Ph 2	12.MN663	2.500	250,00
8 x 5/8	Ph 2	12.MN816	15.000	1.000,00
8 x 3/4	Ph 2	12.MN819	10.000	1.000,00
8 x 1	Ph 2	12.MN825	5.000	500,00
8 x 1 1/4	Ph 2	12.MN832	5.000	500,00
8 x 1 1/2	Ph 2	12.MN838	5.000	500,00
8 x 1 5/8	Ph 2	12.MN841	5.000	500,00
8 x 1 3/4	Ph 2	12.MN845	3.000	500,00
8 x 2	Ph 2	12.MN851	3.000	250,00
8 x 2 1/4	Ph 2	12.MN857	2.500	250,00
8 x 2 1/2	Ph 2	12.MN863	2.500	250,00
8 x 3	Ph 2	12.MN876	2.000	200,00
10 x 1	Ph 2	12.MN1025	5.000	500,00
10 x 1 1/4	Ph 2	12.MN1032	5.000	500,00
10 x 1 1/2	Ph 2	12.MN1038	4.000	400,00
10 x 1 3/4	Ph 2	12.MN1045	3.000	300,00
10 x 2	Ph 2	12.MN1051	2.500	250,00
10 x 2 1/4	Ph 2	12.MN1057	2.000	200,00
10 x 2 1/2	Ph 2	12.MN1063	2.000	200,00
10 x 3	Ph 2	12.MN1076	1.200	100,00
10 x 3 1/2	Ph 2	12.MN1089	1.000	100,00
10 x 3 3/4	Ph 2	12.MN1095	1.000	100,00
10 x 4	Ph 2	12.MN10100	750	100,00
12 x 1 1/2	Ph 2	12.MN1238	3.000	300,00
12 x 2	Ph 2	12.MN1251	2.000	200,00
12 x 2 1/2	Ph 2	12.MN1263	1.500	150,00
12 x 3	Ph 2	12.MN1276	1.000	100,00
12 x 3 1/2	Ph 2	12.MN1289	800	100,00
12 x 4	Ph 2	12.MN12101	700	100,00
12 x 5	Ph 2	12.MN12127	500	50,00



AUTOPERFORANTES PHILLIPS MADERA

FIX MADERA DORADO



Medidas	Inserto	Código	Caja	Estuche
6 x 1/2	Ph 2	12.MD612	20.000	1.000,00
6 x 5/8	Ph 2	12.MD616	15.000	1.000,00
6 x 3/4	Ph 2	12.MD619	12.000	1.000,00
6 x 1	Ph 2	12.MD625	10.000	1.000,00
6 x 1 1/4	Ph 2	12.MD632	8.000	1.000,00
6 x 1 1/2	Ph 2	12.MD638	5.000	500,00
6 x 1 5/8	Ph 2	12.MD641	5.000	500,00
6 x 1 3/4	Ph 2	12.MD645	5.000	500,00
6 x 2	Ph 2	12.MD651	3.000	350,00
6 x 2 1/4	Ph 2	12.MD657	3.000	300,00
8 x 5/8	Ph 2	12.MD816	15.000	1.000,00
8 x 3/4	Ph 2	12.MD819	10.000	1.000,00
8 x 1	Ph 2	12.MD825	5.000	500,00
8 x 1 1/4	Ph 2	12.MD832	5.000	500,00
8 x 1 1/2	Ph 2	12.MD838	5.000	500,00
8 x 1 5/8	Ph 2	12.MD841	5.000	500,00
8 x 1 3/4	Ph 2	12.MD845	3.000	500,00
8 x 2	Ph 2	12.MD851	3.000	250,00
8 x 2 1/4	Ph 2	12.MD857	2.500	250,00
8 x 2 1/2	Ph 2	12.MD863	2.500	250,00
8 x 3	Ph 2	12.MD876	2.000	200,00
10 x 1	Ph 2	12.MD1025	5.000	500,00
10 x 1 1/4	Ph 2	12.MD1032	5.000	500,00
10 x 1 1/2	Ph 2	12.MD1038	4.000	400,00
10 x 1 3/4	Ph 2	12.MD1045	3.000	300,00
10 x 2	Ph 2	12.MD1051	2.500	250,00
10 x 2 1/4	Ph 2	12.MD1057	2.000	200,00
10 x 2 1/2	Ph 2	12.MD1063	2.000	200,00
10 x 3	Ph 2	12.MD1076	1.200	100,00
10 x 3 1/2	Ph 2	12.MD1089	1.000	100,00
10 x 3 3/4	Ph 2	12.MD1095	1.000	100,00
10 x 4	Ph 2	12.MD10100	750	100,00
12 x 1 1/2	Ph 2	12.MD1238	3.000	300,00
12 x 2	Ph 2	12.MD1251	2.000	200,00
12 x 2 1/2	Ph 2	12.MD1263	1.500	150,00
12 x 3	Ph 2	12.MD1276	1.000	100,00
12 x 3 1/2	Ph 2	12.MD1289	800	100,00
12 x 4	Ph 2	12.MD12101	700	100,00
12 x 5	Ph 2	12.MD12127	500	50,00

FIX WAFER MADERA DORADO



Medidas	Inserto	Código	Caja	Estuche
6 x 1/2	Ph 2	15.FW612	15.000	1.000,00
6 x 5/8	Ph 2	15.FW616	12.000	1.000,00
6 x 3/4	Ph 2	15.FW619	10.000	1.000,00
6 x 1	Ph 2	15.FW625	8.000	800,00
8 x 1	Ph 2	15.FW825	6.000	600,00
8 x 1 1/2	Ph 2	15.FW838	3.500	350,00
8 x 2	Ph 2	15.FW850	3.000	300,00
10 x 1 1/2	Ph 2	15.FW1038	3.000	300,00
10 x 1 3/4	Ph 2	15.FW1045	2.000	200,00
10 x 2	Ph 2	15.FW1050	2.000	200,00
10 x 2 1/2	Ph 2	15.FW1063	1.500	100,00

TAPITA PARA FIX



Medidas	Código	Caja	Estuche
Blanco	Tblanco	5.000	1.000,00
Crema	Tcrema	5.000	1.000,00
Haya	Thaya	5.000	1.000,00
Haya Rosado	Thayaros	5.000	1.000,00
Tostado	Ttostado	5.000	1.000,00
Marron	Tmarron	5.000	1.000,00
Gris	Tgris	5.000	1.000,00
Gris Oscuro	Tgrisosc	5.000	1.000,00
Cerezo	Tcerezo	5.000	1.000,00
Negro	Tnegro	5.000	1.000,00
Almendra	Talmendra	5.000	1.000,00

AUTOPERFORANTES PHILLIPS MADERA

TORNILLO FIX 

Medidas	Inserto	Código	Caja	Estuche
2.5 x 10	Ph 2	1710	20.000	1.000,00
2.5 x 12	Ph 2	1712	20.000	1.000,00
2.5 x 16	Ph 2	1716	20.000	1.000,00
2.5 x 20	Ph 2	1720	12.000	1.000,00
2.5 x 25	Ph 2	1725	12.000	1.000,00
2.5 x 30	Ph 2	1730	10.000	500,00
3.0 x 10	Ph 2	1810	20.000	1.000,00
3.0 x 12	Ph 2	1812	20.000	1.000,00
3.0 x 16	Ph 2	1816	20.000	1.000,00
3.0 x 20	Ph 2	1820	20.000	1.000,00
3.0 x 25	Ph 2	1825	10.000	1.000,00
3.0 x 30	Ph 2	1830	5.000	500,00
3.5 x 12	Ph 2	1912	20.000	1.000,00
3.5 x 16	Ph 2	1916	18.000	1.000,00
3.5 x 20	Ph 2	1920	15.000	1.000,00
3.5 x 25	Ph 2	1925	10.000	1.000,00
3.5 x 30	Ph 2	1930	8.000	500,00
3.5 x 35	Ph 2	1935	7.000	700,00
3.5 x 40	Ph 2	1940	6.500	650,00
3.5 x 45	Ph 2	1945	5.000	500,00
3.5 x 50	Ph 2	1950	3.600	200,00
4.0 x 12	Ph 2	2012	20.000	1.000,00
4.0 x 16	Ph 2	2016	15.000	1.000,00
4.0 x 20	Ph 2	2020	12.000	1.000,00
4.0 x 25	Ph 2	2025	9.000	500,00
4.0 x 30	Ph 2	2030	7.000	500,00
4.0 x 35	Ph 2	2035	6.000	500,00
4.0 x 40	Ph 2	2040	5.000	500,00
4.0 x 45	Ph 2	2045	4.000	500,00
4.0 x 50	Ph 2	2050	3.000	300,00
4.0 x 60	Ph 2	2060	3.000	300,00
4.0 x 70	Ph 2	2070	1.500	250,00
4.5 x 16	Ph 2	2116	10.000	1.000,00
4.5 x 20	Ph 2	2120	10.000	1.000,00
4.5 x 25	Ph 2	2125	8.000	500,00
4.5 x 30	Ph 2	2130	6.000	500,00
4.5 x 35	Ph 2	2135	5.000	500,00
4.5 x 40	Ph 2	2140	4.000	500,00
4.5 x 45	Ph 2	2145	3.000	300,00
4.5 x 50	Ph 2	2150	3.000	300,00
4.5 x 60	Ph 2	2160	2.000	200,00
4.5 x 75	Ph 2	2170	1.500	100,00
5.0 x 25	Ph 2	2225	5.000	500,00
5.0 x 30	Ph 2	2230	5.000	500,00
5.0 x 35	Ph 2	2235	4.000	500,00
5.0 x 40	Ph 2	2240	3.500	350,00
5.0 x 45	Ph 2	2245	3.000	250,00
5.0 x 50	Ph 2	2250	2.500	250,00
5.0 x 60	Ph 2	2260	2.000	250,00
5.0 x 70	Ph 2	2270	1.600	200,00
5.0 x 80	Ph 2	2280	1.600	100,00
5.0 x 90	Ph 2	2290	1.600	100,00
5.0 x 100	Ph 2	22100	1.000	100,00
6.0 x 25	Ph 3	2325	3.000	300,00
6.0 x 30	Ph 3	2330	3.000	300,00
6.0 x 35	Ph 3	2335	2.500	250,00
6.0 x 40	Ph 3	2340	2.500	250,00
6.0 x 45	Ph 3	2345	2.000	250,00
6.0 x 50	Ph 3	2350	2.000	200,00
6.0 x 60	Ph 3	2360	1.500	100,00
6.0 x 70	Ph 3	2370	1.000	100,00
6.0 x 80	Ph 3	2380	1.000	100,00
6.0 x 90	Ph 3	2390	500	100,00
6.0 x 100	Ph 3	23100	500	100,00
6.0 x 120	Ph 3	23120	500	100,00

AUTOPERFORANTES DRYWALL

PHIL DRY T1 AGUJA



Medidas	Inserto	Código	Caja	Estuche
6 x 3/8	Ph 2	10.T1A69	20.000	2.000,00
6 x 1/2	Ph 2	10.T1A612	20.000	2.000,00
8 x 1/2	Ph 2	10.T1A812	10.000	1.000,00
8 x 9/16	Ph 2	10.T1A814	10.000	1.000,00
8 x 3/4	Ph 2	10.T1A819	10.000	800,00
8 x 1	Ph 2	10.T1A825	6.000	600,00
8 x 1 1/2	Ph 2	10.T1A838	4.000	400,00

PHIL DRY T1 Con MECHA



Medidas	Inserto	Código	Caja	Estuche
6 x 1/2	Ph 2	10.T1M612	20.000	2.000,00
8 x 1/2	Ph 2	10.T1M812	10.000	1.000,00
8 x 9/16	Ph 2	10.T1M814	10.000	1.000,00
8 x 3/4	Ph 2	10.T1M819	8.000	800,00
8 x 1	Ph 2	10.T1M825	6.000	600,00
8 x 1 1/4	Ph 2	10.T1M832	5.000	500,00
8 x 1 1/2	Ph 2	10.T1M838	4.000	400,00
10 x 1/2	Ph 2	10.T1M1012	10.000	1.000,00
10 x 3/4	Ph 2	10.T1M1019	6.000	500,00
10 x 1	Ph 2	10.T1M1025	5.000	500,00

PHIL DRY AGUJA



Medidas	Inserto	Código	Caja	Estuche
T2 6 x 1	Ph 2	10.T2	12.000	1.000,00
T3 6 x 1 1/2	Ph 2	10.T3	5.000	500,00
T4 6 x 2	Ph 2	10.T4	3.500	500,00
T4 6 x 2 1/4	Ph 2	10.T4XL	3.500	500,00

PHIL DRY Con MECHA



Medidas	Inserto	Código	Caja	Estuche
T2 6 x 1	Ph 2	10.T2M625	10.000	1.000,00
T2 6 x 1 1/8	Ph 2	10.T2M628	8.000	1.000,00
T3 6 x 1 1/2	Ph 2	10.T3M638	5.000	500,00
T3 6 x 1 5/8	Ph 2	10.T3M641	5.000	500,00
T4 6 x 2	Ph 2	10.T4M651	5.000	500,00

PHIL ALAS Con Estrias y MECHA



Artículo	Inserto	Código	Caja	Estuche
8 x 1 1/4	Ph 2	10.AE832	6.000	500,00
8 x 1 5/8	Ph 2	10.AE841	5.000	500,00
8 x 2	Ph 2	10.AE851	3.000	300,00
10 x 1 1/2	Ph 2	10.AE1038	3.500	500,00
10 x 1 5/8	Ph 2	10.AE1041	3.000	300,00
10 x 2	Ph 2	10.AE1051	2.000	200,00
12 x 2	Ph 3	10.AE1251	2.000	200,00
12 x 2 1/2	Ph 3	10.AE1263	1.500	150,00
14 x 2 1/2	Ph 3	10.AE1463	1.000	100,00
14 x 3	Ph 3	10.AE1476	800	80,00

PHIL DECK Fresado Con MECHA



Artículo	Inserto	Código	Caja	Estuche
8 x 1 1/2	Ph 2	15.FDM838	5.000	500,00
8 x 2	Ph 2	15.FDM850	3.000	300,00

AUTOPERFORANTES PHILLIPS FIJADORES

PHILLIPS PAN HEAD AGUJA



Medidas	Inserto	Código	Caja	Estuche
10 x 3/4	Ph 2	10.PHA1019	8.000	800,00
10 x 1	Ph 2	10.PHA1025	6.000	500,00
10 x 1 1/2	Ph 2	10.PHA1038	3.500	350,00
10 x 2	Ph 2	10.PHA1051	2.500	250,00
14 x 1 1/2	Ph 2	10.PHA1438	3.000	300,00
14 x 2	Ph 2	10.PHA1451	1.500	100,00
14 x 2 1/2	Ph 2	10.PHA1463	1.000	100,00

PHILLIPS PAN HEAD MECHA



Medidas	Inserto	Código	Caja	Estuche
6 x 3/8	Ph 2	10.PHM69	20.000	1.000,00
6 x 1/2	Ph 2	10.PHM612	15.000	1.000,00
6 x 5/8	Ph 2	10.PHM616	10.000	1.000,00
6 x 3/4	Ph 2	10.PHM619	10.000	1.000,00
6 x 1	Ph 2	10.PHM625	8.000	800,00
6 x 1 1/2	Ph 2	10.PHM638	6.000	500,00
8 x 1/2	Ph 2	10.PHM812	10.000	1.000,00
8 x 5/8	Ph 2	10.PHM816	10.000	1.000,00
8 x 3/4	Ph 2	10.PHM819	10.000	1.000,00
8 x 1	Ph 2	10.PHM825	8.000	800,00
8 x 1 1/2	Ph 2	10.PHM838	4.000	400,00
10 x 1/2	Ph 2	10.PHM1012	8.500	500,00
10 x 3/4	Ph 2	10.PHM1019	6.500	500,00
10 x 1	Ph 2	10.PHM1025	5.000	500,00
10 x 1 1/2	Ph 2	10.PHM1038	3.000	300,00
10 x 2	Ph 2	10.PHM1051	3.000	300,00

PHILLIPS PAN FRAMING Con MECHA



Medidas	Inserto	Código	Caja	Estuche
6 x 7/16	Ph 2	10.PFM611	20.000	2.000,00
7 x 7/16	Ph 2	10.PFM711	20.000	2.000,00
6 x 3/4	Ph 2	10.PFM619	10.000	1.000,00

PHILLIPS PAN FRAMING AGUJA



Medidas	Inserto	Código	Caja	Estuche
6 x 7/16	Ph 2	10.PFA611	20.000	2.000,00

PHILLIPS FRESADA Con MECHA



Medidas	Inserto	Código	Caja	Estuche
6 x 1/2	Ph 2	10.FM612	20.000	1.000,00
6 x 9/16	Ph 2	10.FM614	20.000	1.000,00
6 x 5/8	Ph 2	10.FM616	20.000	1.000,00
6 x 3/4	Ph 2	10.FM619	15.000	1.000,00
6 x 1	Ph 2	10.FM625	12.000	1.000,00
6 x 1 1/4	Ph 2	10.FM632	8.000	800,00
8 x 3/4	Ph 2	10.FM819	10.000	1.000,00
10 x 1	Ph 2	10.FM1025	5.000	500,00

PHILLIPS FRESADA AGUJA



Medidas	Inserto	Código	Caja	Estuche
6 x 5/8	Ph 2	10.FA616	25.000	1.000,00
6 x 3/4	Ph 2	10.FA619	20.000	1.000,00
6 x 1	Ph 2	10.FA625	15.000	1.000,00

PHILLIPS FRESADA ESTRIA MECHA



Medidas	Inserto	Código	Caja	Estuche
8 x 1 1/4	Ph 2	10.FEM832	5.000	500,00

PUNTA PHILLIPS



Medidas	Inserto	Código	Caja	Estuche
		Por 10 unidades		
25mm	Ph 2	10.PPH25.2	100	10,00
50mm	Ph 2	10.PPH50.2	100	10,00
75mm	Ph 2	10.PPH75.2	100	10,00
100mm	Ph 2	10.PPH100.2	50	5,00

FIJACION HORMIGON TORX



Medidas	Inserto	Código	Caja	Estuche
7.3 x 80	Torx 30	15.TORX7380	700	50,00
7.3 x 90	Torx 30	15.TORX7390	500	50,00
7.3 x 100	Torx 30	15.TORX73100	500	50,00

BULONES

BULON HEXAGONAL GRADO 5 UNC



	1/4 "	5/16 "	3/8 "	7/16 "	1/2 "	9/16 "	5/8 "	3/4 "	7/8 "	1 "	1 1/8 "	1 1/4 "	1 1/2 "
1/2	G5.612	G5.812	G5.912										
5/8	G5.616	G5.816	G5.916										
3/4	G5.619	G5.819	G5.919	G5.1119	G5.1219								
7/8	G5.622	G5.822	G5.922	G5.1122	G5.1222								
1	G5.625	G5.825	G5.925	G5.1125	G5.1225	G5.1425	G5.1625	G5.1925					
1 1/4	G5.632	G5.832	G5.932	G5.1132	G5.1232	G5.1432	G5.1632	G5.1932					
1 1/2	G5.638	G5.838	G5.938	G5.1138	G5.1238	G5.1438	G5.1638	G5.1938	G5.2238	G5.2538			
1 3/4	G5.644	G5.844	G5.944	G5.1144	G5.1244	G5.1444	G5.1644	G5.1944	G5.2244	G5.2544			
2	G5.650	G5.850	G5.950	G5.1150	G5.1250	G5.1450	G5.1650	G5.1950	G5.2250	G5.2550			
2 1/4	G5.656	G5.856	G5.956	G5.1156	G5.1256	G5.1456	G5.1656	G5.1956	G5.2256	G5.2556			
2 1/2	G5.663	G5.863	G5.963	G5.1163	G5.1263	G5.1463	G5.1663	G5.1963	G5.2263	G5.2563			
2 3/4	G5.670	G5.870	G5.970	G5.1170	G5.1270	G5.1470	G5.1670	G5.1970	G5.2270	G5.2570			
3	G5.676	G5.876	G5.976	G5.1176	G5.1276	G5.1476	G5.1676	G5.1976	G5.2276	G5.2576	G5.2876	G5.3276	G5.3876
3 1/4	G5.682	G5.882	G5.982	G5.1182	G5.1282	G5.1482	G5.1682	G5.1982	G5.2282	G5.2582			
3 1/2	G5.690	G5.890	G5.990	G5.1190	G5.1290	G5.1490	G5.1690	G5.1990	G5.2290	G5.2590	G5.2890	G5.3290	G5.3890
4	G5.6100	G5.8100	G5.9100	G5.11100	G5.12100	G5.14100	G5.16100	G5.19100	G5.22100	G5.25100	G5.28100	G5.32100	G5.38100
4 1/2	G5.6110	G5.8110	G5.9110	G5.11110	G5.12110	G5.14110	G5.16110	G5.19110	G5.22110	G5.25110	G5.28110	G5.32110	G5.38110
5		G5.8125	G5.9125	G5.11125	G5.12125	G5.14125	G5.16125	G5.19125	G5.22125	G5.25125	G5.28125	G5.32125	G5.38125
5 1/2		G5.8140	G5.9140	G5.11140	G5.12140	G5.14140	G5.16140	G5.19140	G5.22140	G5.25140	G5.28140	G5.32140	G5.38140
6		G5.8155	G5.9155	G5.11155	G5.12155	G5.14155	G5.16155	G5.19155	G5.22155	G5.25155	G5.28155	G5.32155	G5.38155
7		G5.8175	G5.9175	G5.11175	G5.12175		G5.16175	G5.19175	G5.22175	G5.25175	G5.28175	G5.32175	G5.38175
8		G5.8200	G5.9200	G5.11200	G5.12200		G5.16200	G5.19200	G5.22200	G5.25200	G5.28200	G5.32200	G5.38200
9							G5.16225	G5.19225	G5.22225	G5.25225	G5.28225	G5.32225	G5.38225
10							G5.16250	G5.19250	G5.22250	G5.25250	G5.28250	G5.32250	G5.38250

BULON HEXAGONAL GRADO 5 UNF



	1/4 "	5/16 "	3/8 "	7/16 "	1/2 "	9/16 "	5/8 "	3/4 "	7/8 "	1 "	1 1/8 "	1 1/4 "	1 1/2 "
1/2	G5F.612	G5F.812	G5F.912										
5/8	G5F.616	G5F.816	G5F.916										
3/4	G5F.619	G5F.819	G5F.919	G5F.1119	G5F.1219								
7/8	G5F.622	G5F.822	G5F.922	G5F.1122	G5F.1222								
1	G5F.625	G5F.825	G5F.925	G5F.1125	G5F.1225	G5F.1425	G5F.1625	G5F.1925					
1 1/4	G5F.632	G5F.832	G5F.932	G5F.1132	G5F.1232	G5F.1432	G5F.1632	G5F.1932					
1 1/2	G5F.638	G5F.838	G5F.938	G5F.1138	G5F.1238	G5F.1438	G5F.1638	G5F.1938	G5F.2238	G5F.2538			
1 3/4	G5F.644	G5F.844	G5F.944	G5F.1144	G5F.1244	G5F.1444	G5F.1644	G5F.1944	G5F.2244	G5F.2544			
2	G5F.650	G5F.850	G5F.950	G5F.1150	G5F.1250	G5F.1450	G5F.1650	G5F.1950	G5F.2250	G5F.2550			
2 1/4	G5F.656	G5F.856	G5F.956	G5F.1156	G5F.1256	G5F.1456	G5F.1656	G5F.1956	G5F.2256	G5F.2556			
2 1/2	G5F.663	G5F.863	G5F.963	G5F.1163	G5F.1263	G5F.1463	G5F.1663	G5F.1963	G5F.2263	G5F.2563			
2 3/4	G5F.670	G5F.870	G5F.970	G5F.1170	G5F.1270	G5F.1470	G5F.1670	G5F.1970	G5F.2270	G5F.2570			
3	G5F.676	G5F.876	G5F.976	G5F.1176	G5F.1276	G5F.1476	G5F.1676	G5F.1976	G5F.2276	G5F.2576	G5F.2876	G5F.3276	G5F.3876
3 1/4	G5F.682	G5F.882	G5F.982	G5F.1182	G5F.1282	G5F.1482	G5F.1682	G5F.1982	G5F.2282	G5F.2582			
3 1/2	G5F.690	G5F.890	G5F.990	G5F.1190	G5F.1290	G5F.1490	G5F.1690	G5F.1990	G5F.2290	G5F.2590	G5F.2890	G5F.3290	G5F.3890
4	G5F.6100	G5F.8100	G5F.9100	G5F.11100	G5F.12100	G5F.14100	G5F.16100	G5F.19100	G5F.22100	G5F.25100	G5F.28100	G5F.32100	G5F.38100
4 1/2	G5F.6110	G5F.8110	G5F.9110	G5F.11110	G5F.12110	G5F.14110	G5F.16110	G5F.19110	G5F.22110	G5F.25110	G5F.28110	G5F.32110	G5F.38110
5	G5F.6125	G5F.8125	G5F.9125	G5F.11125	G5F.12125	G5F.14125	G5F.16125	G5F.19125	G5F.22125	G5F.25125	G5F.28125	G5F.32125	G5F.38125
5 1/2		G5F.8140	G5F.9140	G5F.11140	G5F.12140	G5F.14140	G5F.16140	G5F.19140	G5F.22140	G5F.25140	G5F.28140	G5F.32140	G5F.38140
6		G5F.8155	G5F.9155	G5F.11155	G5F.12155	G5F.14155	G5F.16155	G5F.19155	G5F.22155	G5F.25155	G5F.28155	G5F.32155	G5F.38155
7		G5F.8175	G5F.9175	G5F.11175	G5F.12175	G5F.14175	G5F.16175	G5F.19175	G5F.22175	G5F.25175	G5F.28175	G5F.32175	G5F.38175
8			G5F.9200	G5F.11200	G5F.12200		G5F.16200	G5F.19200	G5F.22200	G5F.25200	G5F.28200	G5F.32200	G5F.38200
9				G5F.11225	G5F.12225		G5F.16225	G5F.19225	G5F.22225	G5F.25225	G5F.28225	G5F.32225	G5F.38225
10				G5F.11250	G5F.12250		G5F.16250	G5F.19250	G5F.22250	G5F.25250	G5F.28250	G5F.32250	G5F.38250


BULONES

BULON METRICO GRADO 8.8 MA



	5 0.80	6 1.00	7 1.00	8 1.25	10 1.50	12 1.75	14 2.00	16 2.00	18 2.50	20 2.50	22 2.50	24 3.00
10	MA.510	MA.610										
15	MA.515	MA.615	MA.715	MA.815	MA.1015							
20	MA.520	MA.620	MA.720	MA.820	MA.1020	MA.1220						
25	MA.525	MA.625	MA.725	MA.825	MA.1025	MA.1225	MA.1425	MA.1625				
30	MA.530	MA.630	MA.730	MA.830	MA.1030	MA.1230	MA.1430	MA.1630	MA.1830	MA.2030		
35	MA.535	MA.635	MA.735	MA.835	MA.1035	MA.1235	MA.1435	MA.1635	MA.1835	MA.2035		
40	MA.540	MA.640	MA.740	MA.840	MA.1040	MA.1240	MA.1440	MA.1640	MA.1840	MA.2040		
45	MA.545	MA.645	MA.745	MA.845	MA.1045	MA.1245	MA.1445	MA.1645	MA.1845	MA.2045		
50	MA.550	MA.650	MA.750	MA.850	MA.1050	MA.1250	MA.1450	MA.1650	MA.1850	MA.2050	MA.2250	MA.2450
55		MA.655	MA.755	MA.855	MA.1055	MA.1255	MA.1455	MA.1655	MA.1855	MA.2055	MA.2255	MA.2455
60		MA.660	MA.760	MA.860	MA.1060	MA.1260	MA.1460	MA.1660	MA.1860	MA.2060	MA.2260	MA.2460
65		MA.665	MA.765	MA.865	MA.1065	MA.1265	MA.1465	MA.1665	MA.1865	MA.2065	MA.2265	MA.2465
70		MA.670	MA.770	MA.870	MA.1070	MA.1270	MA.1470	MA.1670	MA.1870	MA.2070	MA.2270	MA.2470
80		MA.680	MA.780	MA.880	MA.1080	MA.1280	MA.1480	MA.1680	MA.1880	MA.2080	MA.2280	MA.2480
90		MA.690		MA.890	MA.1090	MA.1290	MA.1490	MA.1690	MA.1890	MA.2090	MA.2290	MA.2490
100		MA.6100		MA.8100	MA.10100	MA.12100	MA.14100	MA.16100	MA.18100	MA.20100	MA.22100	MA.24100
110				MA.8110	MA.10110	MA.12110	MA.14110	MA.16110	MA.18110	MA.20110	MA.22110	MA.24110
120				MA.8120	MA.10120	MA.12120	MA.14120	MA.16120	MA.18120	MA.20120	MA.22120	MA.24120
130					MA.10130	MA.12130	MA.14130	MA.16130	MA.18130	MA.20130	MA.22130	MA.24130
140					MA.10140	MA.12140	MA.14140	MA.16140	MA.18140	MA.20140	MA.22140	MA.24140
150					MA.10150	MA.12150	MA.14150	MA.16150	MA.18150	MA.20150	MA.22150	MA.24150
160					MA.10160	MA.12160	MA.14160	MA.16160	MA.18160	MA.20160	MA.22160	MA.24160

BULON METRICO GRADO 8.8 MB



	8 1.00	10 1.00	10 1.25	12 1.25	12 1.50	14 1.50	16 1.50	18 1.50	20 1.50
15			MB.10.125.15						
20	MB.8.100.20	MB.10.100.20	MB.10.125.20	MB.12.125.20	MB.12.150.20				
25	MB.8.100.25	MB.10.100.25	MB.10.125.25	MB.12.125.25	MB.12.150.25	MB.14.150.25	MB.16.150.25		
30	MB.8.100.30	MB.10.100.30	MB.10.125.30	MB.12.125.30	MB.12.150.30	MB.14.150.30	MB.16.150.30		
35	MB.8.100.35	MB.10.100.35	MB.10.125.35	MB.12.125.35	MB.12.150.35	MB.14.150.35	MB.16.150.35		
40	MB.8.100.40	MB.10.100.40	MB.10.125.40	MB.12.125.40	MB.12.150.40	MB.14.150.40	MB.16.150.40	MB.18.150.40	MB.20.150.40
45	MB.8.100.45	MB.10.100.45	MB.10.125.45	MB.12.125.45	MB.12.150.45	MB.14.150.45	MB.16.150.45	MB.18.150.45	MB.20.150.45
50	MB.8.100.50	MB.10.100.50	MB.10.125.50	MB.12.125.50	MB.12.150.50	MB.14.150.50	MB.16.150.50	MB.18.150.50	MB.20.150.50
55			MB.10.125.55	MB.12.125.55	MB.12.150.55	MB.14.150.55	MB.16.150.55	MB.18.150.55	MB.20.150.55
60			MB.10.125.60	MB.12.125.60	MB.12.150.60	MB.14.150.60	MB.16.150.60	MB.18.150.60	MB.20.150.60
65			MB.10.125.65	MB.12.125.65	MB.12.150.65	MB.14.150.65	MB.16.150.65	MB.18.150.65	MB.20.150.65
70		MB.10.100.70	MB.10.125.70	MB.12.125.70	MB.12.150.70	MB.14.150.70	MB.16.150.70	MB.18.150.70	MB.20.150.70
80		MB.10.100.80	MB.10.125.80	MB.12.125.80	MB.12.150.80	MB.14.150.80	MB.16.150.80	MB.18.150.80	MB.20.150.80
90			MB.10.125.90	MB.12.125.90	MB.12.150.90	MB.14.150.90	MB.16.150.90	MB.18.150.90	MB.20.150.90
100			MB.10.125.100	MB.12.125.100	MB.12.150.100	MB.14.150.100	MB.16.150.100	MB.18.150.100	MB.20.150.100
110			MB.10.125.110	MB.12.125.110	MB.12.150.110	MB.14.150.110	MB.16.150.110	MB.18.150.110	MB.20.150.110
120			MB.10.125.120	MB.12.125.120	MB.12.150.120	MB.14.150.120	MB.16.150.120	MB.18.150.120	MB.20.150.120
130					MB.12.150.130	MB.14.150.130	MB.16.150.130	MB.18.150.130	MB.20.150.130
140					MB.12.150.140	MB.14.150.140	MB.16.150.140	MB.18.150.140	MB.20.150.140
150							MB.16.150.150	MB.18.150.150	MB.20.150.150
160							MB.16.150.160	MB.18.150.160	MB.20.150.160

BULONES

BULON ZINCADO GRADO 2 UNC



	3/16 "	1/4 "	5/16 "	3/8 "	7/16 "	1/2 "	9/16 "	5/8 "	3/4 "	7/8 "	1 "
1/2	G2.512	G2.612	G2.812	G2.912							
5/8	G2.516	G2.616	G2.816	G2.916							
3/4	G2.519	G2.619	G2.819	G2.919	G2.1119	G2.1219					
7/8	G2.522	G2.622	G2.822	G2.922	G2.1122	G2.1222					
1	G2.525	G2.625	G2.825	G2.925	G2.1125	G2.1225	G2.1425	G2.1625	G2.1925	G2.2225	G2.2525
1 1/4	G2.532	G2.632	G2.832	G2.932	G2.1132	G2.1232	G2.1432	G2.1632	G2.1932	G2.2232	G2.2532
1 1/2	G2.538	G2.638	G2.838	G2.938	G2.1138	G2.1238	G2.1438	G2.1638	G2.1938	G2.2238	G2.2538
1 3/4	G2.545	G2.645	G2.845	G2.945	G2.1145	G2.1245	G2.1445	G2.1645	G2.1945	G2.2245	G2.2545
2	G2.551	G2.651	G2.851	G2.951	G2.1151	G2.1251	G2.1451	G2.1651	G2.1951	G2.2251	G2.2551
2 1/4		G2.657	G2.857	G2.957	G2.1157	G2.1257	G2.1457	G2.1657	G2.1957	G2.2257	G2.2557
2 1/2		G2.663	G2.863	G2.963	G2.1163	G2.1263	G2.1463	G2.1663	G2.1963	G2.2263	G2.2563
2 3/4		G2.670	G2.870	G2.970	G2.1170	G2.1270	G2.1470	G2.1670	G2.1970	G2.2270	G2.2570
3		G2.676	G2.876	G2.976	G2.1176	G2.1276	G2.1476	G2.1676	G2.1976	G2.2276	G2.2576
3 1/4		G2.682	G2.882	G2.982	G2.1182	G2.1282	G2.1482	G2.1682	G2.1982	G2.2282	G2.2582
3 1/2		G2.689	G2.889	G2.989	G2.1189	G2.1289	G2.1489	G2.1689	G2.1989	G2.2289	G2.2589
4		G2.6100	G2.8100	G2.9100	G2.11100	G2.12100	G2.14100	G2.16100	G2.19100	G2.22100	G2.25100
4 1/2		G2.6115	G2.8115	G2.9115	G2.11115	G2.12115	G2.14115	G2.16115	G2.19115	G2.22115	G2.25115
5		G2.6127	G2.8127	G2.9127	G2.11127	G2.12127	G2.14127	G2.16127	G2.19127	G2.22127	G2.25127
5 1/2		G2.6140	G2.8140	G2.9140	G2.11140	G2.12140	G2.14140	G2.16140	G2.19140	G2.22140	G2.25140
6		G2.6152	G2.8152	G2.9152	G2.11152	G2.12152	G2.14152	G2.16152	G2.19152	G2.22152	G2.25152
7			G2.8175	G2.9175	G2.11175	G2.12175	G2.14175	G2.16175	G2.19175	G2.22175	G2.25175
8			G2.8200	G2.9200	G2.11200	G2.12200	G2.14200	G2.16200	G2.19200	G2.22200	G2.25200
9				G2.9225	G2.11225	G2.12225	G2.14225	G2.16225	G2.19225	G2.22225	G2.25225
10				G2.9250		G2.12250	G2.14250	G2.16250	G2.19250	G2.22250	G2.25250
11							G2.14275	G2.16275	G2.19275	G2.22275	G2.25275
12							G2.14300	G2.16300	G2.19300	G2.22300	G2.25300

BULON DE CAMA Con Tuerca



	5/16 "
90	BC.890
100	BC.8100
110	BC.8110
120	BC.8120
125	BC.8125
130	BC.8130
140	BC.8140
150	BC.8150

PRISIONERO CABEZA CUADRADA



	3/16 "	1/4 "	5/16 "	3/8 "	7/16 "	1/2 "	9/16 "	5/8 "	3/4 "
3/8		PCC.69	PCC.89						
1/2		PCC.612	PCC.812	PCC.912					
5/8		PCC.616	PCC.816	PCC.916	PCC.1116	PCC.1216			
3/4		PCC.619	PCC.819	PCC.919	PCC.1119	PCC.1219	PCC.1419	PCC.1619	
7/8		PCC.622	PCC.822	PCC.922	PCC.1122	PCC.1222	PCC.1422	PCC.1622	
1		PCC.625	PCC.825	PCC.925	PCC.1125	PCC.1225	PCC.1425	PCC.1625	
1 1/4		PCC.632	PCC.832	PCC.932	PCC.1132	PCC.1232	PCC.1432	PCC.1632	
1 1/2		PCC.638	PCC.838	PCC.938	PCC.1138	PCC.1238	PCC.1438	PCC.1638	PCC.1938
1 3/4		PCC.644	PCC.844	PCC.944	PCC.1144	PCC.1244	PCC.1444	PCC.1644	PCC.1944
2		PCC.650	PCC.850	PCC.950	PCC.1150	PCC.1250	PCC.1450	PCC.1650	PCC.1950
2 1/4			PCC.856	PCC.956	PCC.1156	PCC.1256	PCC.1456	PCC.1656	PCC.1956
2 1/2			PCC.863	PCC.963	PCC.1163	PCC.1263	PCC.1463	PCC.1663	PCC.1963
2 3/4			PCC.870	PCC.970	PCC.1170	PCC.1270	PCC.1470	PCC.1670	PCC.1970
3			PCC.876	PCC.976	PCC.1176	PCC.1276	PCC.1476	PCC.1676	PCC.1976

BULONES

BULON CABEZA REDONDA DORADO G 8.8



Sin tuerca.

	6	8	10	12
16	CRM.616	CRM.816		
20	CRM.620	CRM.820	CRM.1020	
25	CRM.625	CRM.825	CRM.1025	CRM.1225
30	CRM.630	CRM.830	CRM.1030	CRM.1230
35	CRM.635	CRM.835	CRM.1035	CRM.1235
40	CRM.640	CRM.840	CRM.1040	CRM.1240
45	CRM.645	CRM.845	CRM.1045	CRM.1245
50	CRM.650	CRM.850	CRM.1050	CRM.1250
55	CRM.655	CRM.855	CRM.1055	CRM.1255
60	CRM.660	CRM.860	CRM.1060	CRM.1260
65		CRM.865	CRM.1065	CRM.1265
70		CRM.870	CRM.1070	CRM.1270
75				
80		CRM.880	CRM.1080	CRM.1280
90		CRM.890	CRM.1090	CRM.1290
100		CRM.8100	CRM.10100	CRM.12100

BULON CABEZA REDONDA ZINCADO



Con tuerca.

	5	6	8	9	11	12	16
19	CR.519	CR.619	CR.819				
25	CR.525	CR.625	CR.825	CR.925	CR.1125	CR.1225	
32	CR.532	CR.632	CR.832	CR.932	CR.1132	CR.1232	
38	CR.538	CR.638	CR.838	CR.938	CR.1138	CR.1238	CR.1638
44	CR.544	CR.644	CR.844	CR.944	CR.1144	CR.1244	CR.1644
50	CR.550	CR.650	CR.850	CR.950	CR.1150	CR.1250	CR.1650
56	CR.556	CR.656	CR.856	CR.956	CR.1156	CR.1256	CR.1656
63	CR.563	CR.663	CR.863	CR.963	CR.1163	CR.1263	CR.1663
70	CR.570	CR.670	CR.870	CR.970	CR.1170	CR.1270	CR.1670
76	CR.576	CR.676	CR.876	CR.976	CR.1176	CR.1276	CR.1676
82	CR.582	CR.682	CR.882	CR.982	CR.1182	CR.1282	CR.1682
90	CR.590	CR.690	CR.890	CR.990	CR.1190	CR.1290	CR.1690
100	CR.5100	CR.6100	CR.8100	CR.9100	CR.11100	CR.12100	CR.16100
110		CR.6110	CR.8110	CR.9110	CR.11110	CR.12110	CR.16110
125		CR.6125	CR.8125	CR.9125	CR.11125	CR.12125	CR.16125
140		CR.6140	CR.8140	CR.9140	CR.11140	CR.12140	CR.16140
155		CR.6155	CR.8155	CR.9155	CR.11155	CR.12155	CR.16155
175			CR.8175	CR.9175	CR.11175	CR.12175	CR.16175
200			CR.8200	CR.9200	CR.11200	CR.12200	CR.16200
225			CR.8225	CR.9225	CR.11225	CR.12225	CR.16225
250			CR.8250	CR.9250	CR.11250	CR.12250	CR.16250
275				CR.9275		CR.12275	CR.16275
300				CR.9300		CR.12300	CR.16300

TORNILLO CABEZA TANQUE METRICO ZINCADO



	3	4	5	6	8
6	CTM.36	CTM.46	CTM.56		
8					
10	CTM.310	CTM.410	CTM.510	CTM.610	
12	CTM.312	CTM.412			
15	CTM.315	CTM.415	CTM.515	CTM.615	
20	CTM.320	CTM.420	CTM.520	CTM.620	
25	CTM.325	CTM.425	CTM.525	CTM.625	
30		CTM.430	CTM.530	CTM.630	
35	CTM.335	CTM.435	CTM.535	CTM.635	
40		CTM.440	CTM.540	CTM.640	
45		CTM.445	CTM.545	CTM.645	
50		CTM.450	CTM.550	CTM.650	
55					
60			CTM.560	CTM.660	
65					
70				CTM.670	

TORNILLO CABEZA TANQUE ZINCADO



	1/8 "	5/32 "	3/16 "	1/4 "	5/16 "
1/4	CT.36	CT.46	CT.56		
3/8	CT.39	CT.49	CT.59	CT.69	
1/2	CT.312	CT.412	CT.512	CT.612	CT.812
5/8	CT.316	CT.416	CT.516	CT.616	CT.816
3/4	CT.319	CT.419	CT.519	CT.619	CT.819
7/8	CT.322	CT.422	CT.522	CT.622	CT.822
1	CT.325	CT.425	CT.525	CT.625	CT.825
1 1/4	CT.332	CT.432	CT.532	CT.632	CT.832
1 1/2	CT.338	CT.438	CT.538	CT.638	CT.838
1 3/4	CT.344	CT.444	CT.544	CT.644	CT.844
2	CT.350	CT.450	CT.550	CT.650	CT.850
2 1/4			CT.556	CT.656	CT.856
2 1/2		CT.463	CT.563	CT.663	CT.863
2 3/4			CT.570	CT.670	CT.870
3		CT.476	CT.576	CT.676	CT.876

FRESADA

TORNILLO CABEZA FRESADA



	1/8 "	5/32 "	3/16 "	1/4 "	5/16 "	3/8 "	1/2 "
1/4	CF.36	CF.46	CF.56				
3/8	CF.39	CF.49	CF.59	CF.69			
1/2	CF.312	CF.412	CF.512	CF.612	CF.812		
5/8	CF.316	CF.416	CF.516	CF.616	CF.816		
3/4	CF.319	CF.419	CF.519	CF.619	CF.819	CF.919	CF.1219
7/8	CF.322	CF.422	CF.522	CF.622	CF.822	CF.922	CF.1222
1	CF.325	CF.425	CF.525	CF.625	CF.825	CF.925	CF.1225
1 1/4	CF.332	CF.432	CF.532	CF.632	CF.832	CF.932	CF.1232
1 1/2	CF.338	CF.438	CF.538	CF.638	CF.838	CF.938	CF.1238
1 3/4	CF.344	CF.444	CF.544	CF.644	CF.844	CF.944	CF.1244
2	CF.350	CF.450	CF.550	CF.650	CF.850	CF.950	CF.1250
2 1/2		CF.463	CF.563	CF.663	CF.863	CF.963	CF.1263
3		CF.476	CF.576	CF.676	CF.876	CF.976	CF.1276

TORNILLO CABEZA FRESADA METRICO



	3	4	5	6	8
6	CFM.36	CFM.46			
10	CFM.310	CFM.410	CFM.510	CFM.610	
16	CFM.316	CFM.416	CFM.516	CFM.616	CFM.816
20	CFM.320	CFM.420	CFM.520	CFM.620	CFM.820
25		CFM.425	CFM.525	CFM.625	CFM.825
30		CFM.430	CFM.530	CFM.630	CFM.830
35		CFM.435	CFM.535	CFM.635	
40		CFM.440	CFM.540	CFM.640	
45			CFM.545	CFM.645	
50			CFM.550	CFM.650	

TIRAFONDOS

TIRAFONDO ZINCADO



	3/16 "	1/4 "	5/16 "	3/8 "
1	TZ.525	TZ.625	TZ.825	
1 1/4	TZ.532	TZ.632	TZ.832	TZ.932
1 1/2	TZ.538	TZ.638	TZ.838	TZ.938
1 3/4	TZ.544	TZ.644	TZ.844	TZ.944
2	TZ.550	TZ.650	TZ.850	TZ.950
2 1/4	TZ.556	TZ.656	TZ.856	TZ.956
2 1/2	TZ.563	TZ.663	TZ.863	TZ.963
2 3/4	TZ.570	TZ.670	TZ.870	TZ.970
3	TZ.576	TZ.676	TZ.876	TZ.976
3 1/4		TZ.682	TZ.882	TZ.982
3 1/2		TZ.690	TZ.890	TZ.990
4		TZ.6100	TZ.8100	TZ.9100
4 1/2		TZ.6110	TZ.8110	TZ.9110
5		TZ.6125	TZ.8125	TZ.9125
5 1/2		TZ.6140	TZ.8140	TZ.9140
6		TZ.6152	TZ.8152	TZ.9152

CILINDRICA

TORNILLO CABEZA CILINDRICA METRICO



	3	4	5	6	8
6	TCCM.36	TCCM.46			
10	TCCM.310	TCCM.410	TCCM.510	TCCM.610	TCCM.810
16	TCCM.316	TCCM.416	TCCM.516	TCCM.616	TCCM.816
20	TCCM.320	TCCM.420	TCCM.520	TCCM.620	TCCM.820
25	TCCM.325	TCCM.425	TCCM.525	TCCM.625	TCCM.825
30	TCCM.330	TCCM.430	TCCM.530	TCCM.630	TCCM.830
35		TCCM.435	TCCM.535	TCCM.635	TCCM.835
40		TCCM.440	TCCM.540	TCCM.640	TCCM.840
45			TCCM.545	TCCM.645	TCCM.845
50			TCCM.550	TCCM.650	TCCM.850

PARKER

PARKER GOTA DE SEBO



	4	6	7	8	10	12	14
1/4	PG.46	PG.66					
3/8	PG.49	PG.69	PG.79	PG.89			
1/2	PG.412	PG.612	PG.712	PG.812	PG.1012	PG.1212	PG.1412
5/8	PG.416	PG.616	PG.716	PG.816	PG.1016	PG.1216	PG.1416
3/4	PG.419	PG.619	PG.719	PG.819	PG.1019	PG.1219	PG.1419
7/8		PG.622	PG.722	PG.822	PG.1022	PG.1222	PG.1422
1		PG.625	PG.725	PG.825	PG.1025	PG.1225	PG.1425
1 1/4			PG.732	PG.832	PG.1032	PG.1232	PG.1432
1 1/2				PG.838	PG.1038	PG.1238	PG.1438
2					PG.1050	PG.1250	PG.1450

PARKER HEXAGONAL



	6	8	10	14
1/4		PHe.86		
3/8	PHe.69	PHe.89		
1/2	PHe.612	PHe.812	PHe.1012	PHe.1412
5/8	PHe.616	PHe.816	PHe.1016	PHe.1416
3/4		PHe.819	PHe.1019	PHe.1419
1		PHe.825	PHe.1025	PHe.1425
1 1/2		PHe.838		
1 3/4			PHe.1044	
2			PHe.1050	PHe.1450

PARKER FIJADORA



	4	6	7	8	10	12	14
1/4	PF.46	PF.66					
5/16	PF.48	PF.68					
3/8	PF.49	PF.69	PF.79	PF.89	PF.109		
1/2	PF.412	PF.612	PF.712	PF.812	PF.1012	PF.1212	PF.1412
5/8	PF.416	PF.616	PF.716	PF.816	PF.1016	PF.1216	PF.1416
3/4	PF.419	PF.619	PF.719	PF.819	PF.1019	PF.1219	PF.1419
7/8			PF.722	PF.822	PF.1022	PF.1222	PF.1422
1	PF.425	PF.625	PF.725	PF.825	PF.1025	PF.1225	PF.1425
1 1/4		PF.632	PF.732	PF.832	PF.1032	PF.1232	PF.1432
1 1/2		PF.638	PF.738	PF.838	PF.1038	PF.1238	PF.1438
1 3/4				PF.845	PF.1045		
2				PF.850	PF.1050	PF.1250	PF.1450

PARKER FRESADO PHILLIPS



	6	7	8	10	12	14
9	PFr.69					
12	PFr.612	PFr.712	PFr.812			
16	PFr.616	PFr.716	PFr.816	PFr.1016		
19	PFr.619	PFr.719	PFr.819	PFr.1019	PFr.1219	PFr.1419
22		PFr.722	PFr.822	PFr.1022	PFr.1222	
25		PFr.725	PFr.825	PFr.1025	PFr.1225	PFr.1425
32				PFr.1032	PFr.1232	
38				PFr.1038	PFr.1238	
50				PFr.1050		

ARANDELAS

ARANDELA PLANA ZINCADA



Medidas	Código	Caja	Estuche
1/8	AP.3	10	1
5/32	AP.4	10	2
3/16	AP.5	10	2
1/4	AP.6	10	2
5/16	AP.8	10	2
3/8	AP.9	10	2
7/16	AP.11	10	2
1/2	AP.12	10	2
9/16	AP.14	10	2
5/8	AP.16	10	2
3/4	AP.19	10	2
7/8	AP.22	10	2
1	AP.25	10	2
1 1/4	AP.32	10	2
1 1/2	AP.38	10	2
1 3/4	AP.45	10	2
2	AP.50	10	2
2 1/2	AP.63	10	2

ARANDELA GROWER PULIDA



Medidas	Código	Caja	Estuche
1/8	AG.3	10.000	1.000
5/32	AG.4	10.000	1.000
3/16	AG.5	5.000	500
1/4	AG.6	5.000	500
5/16	AG.8	5.000	500
3/8	AG.9	3.000	300
7/16	AG.11	3.000	300
1/2	AG.12	2.000	200
9/16	AG.14	1.000	100
5/8	AG.16	1.000	100
3/4	AG.19	1.000	100
7/8	AG.22	500	50
1	AG.25	500	50
1 1/8	AG.28	200	20
1 1/4	AG.32	200	20
1 3/4	AG.34	200	20
1 1/2	AG.38	100	10
1 3/4	AG.44	100	10
2	AG.50	100	10

ARANDELA GROWER METRICA PULIDA



Medidas	Código	Caja	Estuche
M3	AGM.3	10.000	1.000
M4	AGM.4	10.000	1.000
M5	AGM.5	5.000	500
M6	AGM.6	5.000	500
M7	AGM.7	5.000	500
M8	AGM.8	3.000	300
M10	AGM.10	3.000	300
M12	AGM.12	2.000	250
M14	AGM.14	2.000	200
M16	AGM.16	2.000	200
M18	AGM.18	1.000	100
M20	AGM.20	1.000	100
M22	AGM.22	500	50
M24	AGM.24	500	50
M26	AGM.26	500	50

ARANDELA CHAPISTA ZINCADA



Medidas	Código	Caja	Estuche
3/16	ACH.5	10	2
1/4	ACH.6	10	2
5/16	ACH.8	10	2
3/8	ACH.9	10	2
7/16	ACH.11	10	2
1/2	ACH.12	10	2
9/16	ACH.14	10	2
5/8	ACH.16	10	2
3/4	ACH.19	10	2
7/8	ACH.22	10	2
1	ACH.25	10	2

ARANDELA POCO VUELO ZINCADA



Medidas	Código	Caja	Estuche
5/32	APV.4	10	2
3/16	APV.5	10	2
1/4	APV.6	10	2
5/16	APV.8	10	2
3/8	APV.9	10	2
7/16	APV.11	10	2
1/2	APV.12	10	2
9/16	APV.14	10	2
5/8	APV.16	10	2
3/4	APV.19	10	2
7/8	APV.22	10	2
1	APV.25	10	2

ARANDELA BISELADA ZINCADA



Medidas	Código	Estuche
1/8	AB.3	100
5/32	AB.4	100
3/16	AB.5	100
1/4	AB.6	100
5/16	AB.8	100
3/8	AB.9	100
7/16	AB.11	100
1/2	AB.12	100
9/16	AB.14	50
5/8	AB.16	50
3/4	AB.19	50
7/8	AB.22	50
1	AB.25	25

ARANDELA BISELADA METRICA DORADA



Medidas	Código	Estuche
M3	ABM.3	100
M4	ABM.4	100
M5	ABM.5	100
M6	ABM.6	100
M7	ABM.7	100
M8	ABM.8	100
M10	ABM.10	100
M12	ABM.12	100
M14	ABM.14	50
M16	ABM.16	50
M18	ABM.18	50
M20	ABM.20	50
M22	ABM.22	50
M24	ABM.24	50
M26	ABM.26	25

ARANDELA CUBETA HIERRO ZINCADA



Medidas	Código	Estuche
Nro 4	ACZ.4	100
Nro 6	ACZ.6	100
Nro 8	ACZ.8	100
Nro 10	ACZ.10	100
Nro 12	ACZ.12	100

TUERCAS

TUERCA AUTOFRENANTE UNC



Medidas	Código	Caja	Estuche
3/16	TAF.5	7.000	500
1/4	TAF.6	7.000	500
5/16	TAF.8	5.000	200
3/8	TAF.9	2.000	200
7/16	TAF.11	2.000	100
1/2W	TAF.12	1.200	100
1/2	TAF.13	1.200	100
9/16	TAF.14	800	100
5/8	TAF.16	600	50
3/4	TAF.19	300	50
7/8	TAF.22	200	50
1	TAF.25	150	25
1 1/8	TAF.28	100	20
1 1/4	TAF.32	100	20
1 3/8	TAF.34	100	20
1 1/2	TAF.38	100	10

TUERCA AUTOFRENANTE UNF



Medidas	Código	Caja	Estuche
3/16	TAFF.5	7.000	500
1/4	TAFF.6	7.000	500
5/16	TAFF.8	5.000	500
3/8	TAFF.9	2.000	250
7/16	TAFF.11	2.000	250
1/2	TAFF.12	1.200	250
9/16	TAFF.14	1.200	250
5/8	TAFF.16	800	100
3/4	TAFF.19	600	100
7/8	TAFF.22	300	50
1 x 12	TAFF.25.12	200	50
1 x 14	TAFF.25.14	150	25
1 1/8	TAFF.28	100	25
1 1/4	TAFF.32	100	25
1 3/8	TAFF.34	100	10
1 1/2	TAFF.38	100	10

TUERCA AUTOFRENANTE METRICA



Medidas	Código	Caja	Estuche
M5 x 0.75	TFMA.5	25.000	500
M6 x 1.00	TFMA.6	10.000	500
M7 x 1.00	TFMA.7	10.000	500
M8 x 1.25	TFMA.8	5.000	250
M10 x 1.50	TFMA.10	2.500	250
M12 x 1.75	TFMA.12	1.500	150
M14 x 2.00	TFMA.14	1.000	100
M16 x 2.00	TFMA.16	600	100
M18 x 2.50	TFMA.18	500	50
M20 x 2.50	TFMA.20	300	50
M24 x 3.00	TFMA.24	200	20
M10 x 1.25	TFMB.10.125	2.500	250
M12 x 1.25	TFMB.12.125	1.500	150
M12 x 1.50	TFMB.12.150	1.500	150
M14 x 1.50	TFMB.14.150	1.000	100
M16 x 1.50	TFMB.16.150	600	100
M18 x 1.50	TFMB.18.150	500	50
M20 x 1.50	TFMB.20.150	300	50
M22 x 2.50	TFMB.22.250	300	50

TUERCA DORADA UNC



Medidas	Código	Caja	Estuche
3/16	THD.5	12.000	1.000
1/4	THD.6	8.000	1.000
5/16	THD.8	5.500	500
3/8	THD.9	3.600	500
7/16	THD.11	2.000	250
1/2W	THD.12	1.550	200
1/2	THD.13	1.550	200
9/16	THD.14	1.000	100
5/8	THD.16	750	50
3/4	THD.19	500	50
7/8	THD.22	300	25
1	THD.25	200	25

TUERCA DORADA UNF



Medidas	Código	Caja	Estuche
1/4	THDF.6	15.000	1.000
5/16	THDF.8	12.000	500
3/8	THDF.9	6.000	500
7/16	THDF.11	3.500	250
1/2	THDF.12	2.500	200
9/16	THDF.14	1.400	200
5/8	THDF.16	1.000	50
3/4	THDF.19	700	50
7/8	THDF.22	500	25
1 x 12	THDF.25.12	200	20
1 x 14	THDF.25.14	200	20
1 x 1 1/8	THDF.28	200	20
1 x 1 1/4	THDF.32	100	10
1 x 1 3/8	THDF.34	100	10
1 x 1 1/2	THDF.38	100	10

TUERCA DORADA MA



Medidas	Código	Caja	Estuche
M3 x 0.50	TMA.3	42.000	3.000
M4 x 0.70	TMA.4	28.000	2.000
M5 x 0.80	TMA.5	28.000	1.000
M6 x 1.00	TMA.6	14.000	1.000
M7 x 1.00	TMA.7	12.000	1.000
M8 x 1.25	TMA.8	6.000	500
M10 x 1.50	TMA.10	2.500	250
M12 x 1.75	TMA.12	1.400	200
M14 x 2.00	TMA.14	1.400	50
M16 x 2.00	TMA.16	700	50
M18 x 2.50	TMA.18	500	50
M20 x 2.50	TMA.20	400	25
M22 x 2.50	TMA.22	300	25
M24 x 3.00	TMA.24	250	25
M27 x 3.00	TMA.27	200	20

TUERCA DORADA MB



Medidas	Código	Caja	Estuche
8 x 1.00	TMB.8.100	6.000	500
M10 x 1.00	TMB.10.100	2.500	250
M10 x 1.25	TMB.10.125	2.500	250
M12 x 1.25	TMB.12.125	1.400	200
M12 x 1.50	TMB.12.150	1.400	200
M14 x 1.50	TMB.14.150	1.400	50
M16 x 1.50	TMB.16.150	700	50
M18 x 1.50	TMB.18.150	500	50
M20 x 1.50	TMB.20.150	400	25
M24 x 2.00	TMB.24.200	250	20

TUERCA MARIPOSA HIERRO



Medidas	Código	Caja	Estuche
3/16	TMH.5	1.400	100
1/4	TMH.6	1.200	50
5/16	TMH.8	1.000	50
3/8	TMH.9	800	25
7/16	TMH.11	800	25
1/2	TMH.12	500	20

TUERCA CASTILLO BAJA UNF



Medidas	Código	Caja	Estuche
7/16	TTC.11	-	50
1/2	TTC.13	-	50
9/16	TTC.14	-	50
5/8	TTC.16	-	25
3/4	TTC.19	-	25
7/8	TTC.22	-	25
1	TTC.25	-	10
1 1/8	TTC.28	-	10
1 1/4	TTC.32	-	10
1 3/8	TTC.34	-	10
1 1/2	TTC.38	-	10
1 5/8	TTC.41	-	5
1 3/4	TTC.45	-	5
1 7/8	TTC.47	-	5
2	TTC.50	-	5

TUERCAS

TUERCA PESADA ZINCADA



Medidas	Código	Caja	Estuche
5/16	THPZ.8	-	500
3/8	THPZ.9	-	200
7/16	THPZ.11	-	200
1/2W	THPZ.12	-	100
1/2	THPZ.13	-	100
9/16	THPZ.14	-	100
5/8	THPZ.16	-	50
3/4	THPZ.19	-	50
7/8	THPZ.22	-	25
1	THPZ.25	-	25

TUERCA ZINCADA UNC



Medidas	Código	Caja	Estuche
1/8	THZ.3	-	2.000
5/32	THZ.4	-	1.000
3/16	THZ.5	12.000	1.000
1/4	THZ.6	8.000	1.000
5/16	THZ.8	5.500	500
3/8	THZ.9	3.600	500
7/16	THZ.11	2.000	250
1/2W	THZ.12	1.550	200
1/2	THZ.13	1.550	200
9/16	THZ.14	1.000	100
5/8	THZ.16	750	50
3/4	THZ.19	500	50
7/8	THZ.22	300	25
1	THZ.25	200	25
1 1/8	THZ.28	-	20
1 1/4	THZ.32	-	20
1 3/8	THZ.34	-	25
1 1/2	THZ.38	-	10
2	THZ.50	-	10

TUERCA ZINCADA UNF



Medidas	Código	Caja	Estuche
3/16	THZF.5	-	1.000
1/4	THZF.6	-	1.000
5/16	THZF.8	-	500
3/8	THZF.9	-	500
7/16	THZF.11	-	250
1/2W	THZF.12	-	200
9/16	THZF.14	-	100
5/8	THZF.16	-	100
3/4	THZF.19	-	50
7/16	THZF.22	-	50
1 x 12	THZF.25.12	-	25
1 x 14	THZF.25.14	-	25

VARILLAS ROSCADAS

VARILLA ACERO SAE 1045



Medidas	Código	Caja	Estuche
3/8	VA1045.9	40	5
1/2	VA1045.12	25	5
9/16	VA1045.14	15	1
5/8	VA1045.16	15	1
3/4	VA1045.19	10	1
7/8	VA1045.22	8	1
1	VA1045.25	5	1

VARILLA NATURAL



Medidas	Código	Caja	Estuche
1/8	VN.3	200	20
5/32	VN.4	200	20
3/16	VN.5	150	20
1/4	VN.6	75	15
5/16	VN.8	65	10
3/8	VN.9	40	10
7/16	VN.11	30	5
1/2W	VN.12	25	5
9/16	VN.14	15	3
5/8	VN.16	15	3
3/4	VN.19	10	1
7/8	VN.22	8	1
1	VN.25	5	1
1 1/8	VN.28	5	1
1 1/4	VN.32	4	1
1 1/2	VN.38	3	1
1 3/4	VN.45	2	1
2	VN.50	1	1

VARILLA ZINCADA



Medidas	Código	Caja	Estuche
1/8	VZ.3	200	20
5/32	VZ.4	200	20
3/16	VZ.5	150	20
1/4	VZ.6	75	15
5/16	VZ.8	65	10
3/8	VZ.9	40	10
7/16	VZ.11	30	5
1/2W	VZ.12	25	5
9/16	VZ.14	15	3
5/8	VZ.16	15	3
3/4	VZ.19	10	1
7/8	VZ.22	8	1
1	VZ.25	5	1
1 1/8	VZ.28	5	1
1 1/4	VZ.32	4	1
1 1/2	VZ.38	3	1
1 3/4	VZ.45	2	1
2	VZ.50	1	1

VARILLA METRICA NATURAL

Medidas	Código	Caja	Estuche
M4 x 0.70	VMN.4	25	5
M5 x 0.80	VMN.5	25	5
M6 x 1.00	VMN.6	25	5
M7 x 1.00	VMN.7	10	2
M8 x 1.25	VMN.8	15	3
M10 x 1.50	VMN.10	15	3
M12 x 1.75	VMN.12	10	2
M14 x 2.00	VMN.14	5	1
M16 x 2.00	VMN.16	5	1
M20 x 2.50	VMN.20	5	1
M22 x 2.50	VMN.22	5	1
M24 x 3.00	VMN.24	5	1

VARILLA METRICA ZINCADA

Medidas	Código	Caja	Estuche
M4 x 0.70	VMZ.4	25	5
M5 x 0.80	VMZ.5	25	5
M6 x 1.00	VMZ.6	25	5
M7 x 1.00	VMZ.7	10	2
M8 x 1.25	VMZ.8	15	3
M10 x 1.50	VMZ.10	15	3
M12 x 1.75	VMZ.12	10	2
M14 x 2.00	VMZ.14	5	1
M16 x 2.00	VMZ.16	5	1
M20 x 2.50	VMZ.20	5	1
M22 x 2.50	VMZ.22	5	1
M24 x 3.00	VMZ.24	5	1